



## Anterior Chairside Preparation Guide

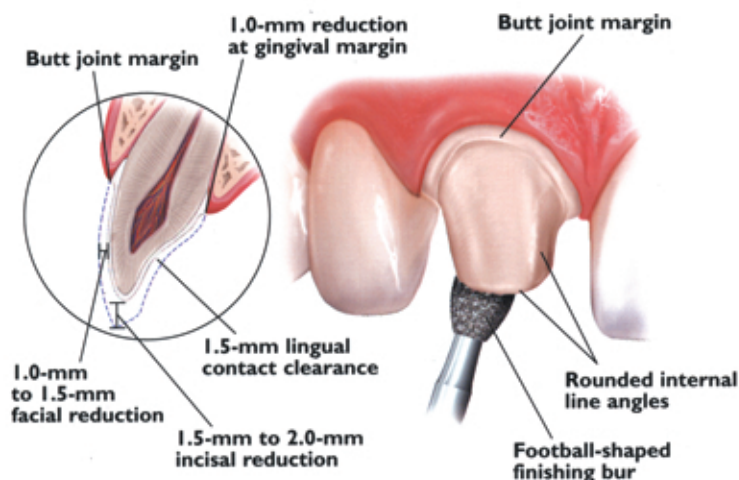
FOR IPS EMPRESS® AND IPS EMPRESS®2 RESTORATIONS

		IPS Empress®	IPS Empress®2
Anterior	Crown	X	X
	Veneer	X	
Posterior	Bridge		X
	Crown	X	
	Bridge		X
	Inlay/Onlay	X	X <sup>1</sup>

<sup>1</sup>One pontic and the second premolar as the most distal abutment.

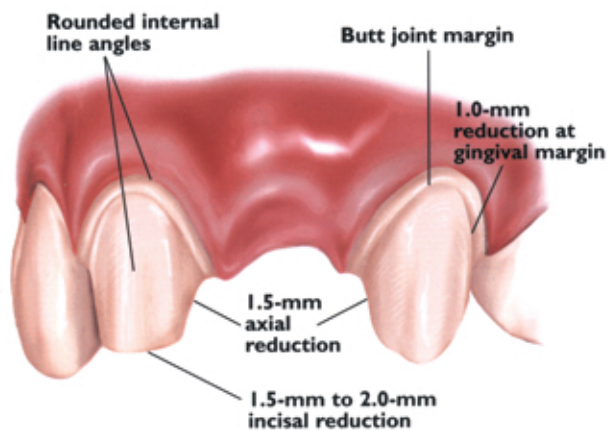
### Full-Coverage Restorations

#### ANTERIOR CROWN PREPARATION



### 3-Unit Bridge Restorations

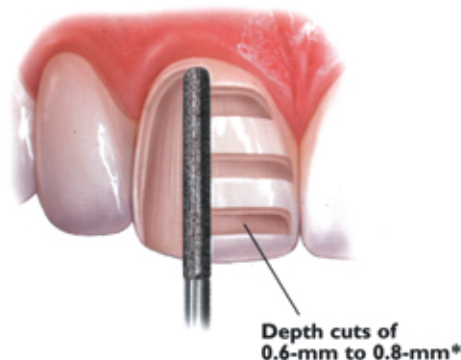
#### 3-UNIT BRIDGE PREPARATION



### Veneers (IPS Empress® Staining Technique)

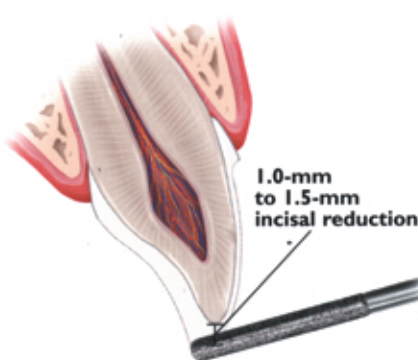
#### UNIFORM FACIAL PREPARATION

A medium grit, round-ended, diamond bur is used to remove a uniform thickness of facial enamel by joining the depth-cut grooves.



#### INCISAL PREPARATION

The diamond bur is angled to bevel back the incisal edge.



#### CHAMFER MARGINS

Correct preparation of the chamfer margins interproximally allows the appropriate bulk of porcelain.



\*Please note: For additional masking capabilities and/or layering techniques, further reduction may be necessary. Contact your laboratory for further information.